

GP09122F

PN: BTVACIUOCTA2FCN01B
EAN: 6422956010096

Specifications

Battery Model	GP09122F
Voltage	12V
Power (1,65V/cell@15 min)	30.55W/cell
Type	VRLA - maintenance free
Designed Floating Life	3~5 years
Nominal Operating Temp. Range	25°C ± 3°C
Terminal	F2 terminal -Faston Tab 250
Construction	
Container & Cover	ABS
Safety valve	Rubber
Terminal	Copper
Internal Resistance	Full charged at 25°C ≤ 24mΩ
Self Discharge (20°C)	2% of capacity declined per month
Capacity affected by temperature	
40°C	103%
25°C	100%
0°C	86%
Charge Voltage (25°C)	
Cycle use	14.4V - 15.0V (-30mV/°C), max. Current: 2.7A
Float use	13.5V - 13.8V (-20mV/°C)
Physical	
Without Terminal	151 x 65 x 94.5 mm
With Terminal	151 x 65 x 100 mm
Product Weight	2.48 Kg



Completely sealed and maintenance-free



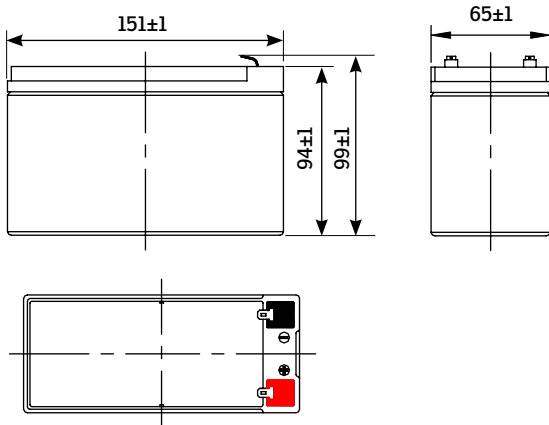
Excellent charging and re-charging



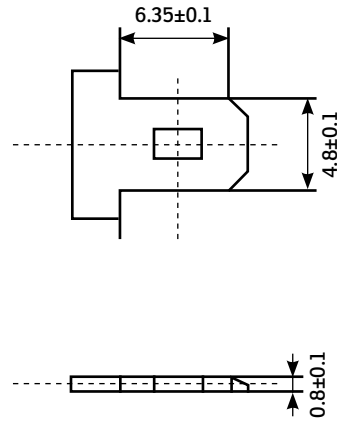
Floating & standby use: 3-5 years

- Small size battery
- Excellent charging and re-charging
- Stable and reliable for long-term
- Low self-discharge
- Floating & standby use: 3-5 years
- More than 260 cycles at 100% DOD
- Multiple Application: Alarm and Security Systems, Cable Television, Communication Equipment, Power Tools, Control Equipment, Medical Equipment, UPS, Toys

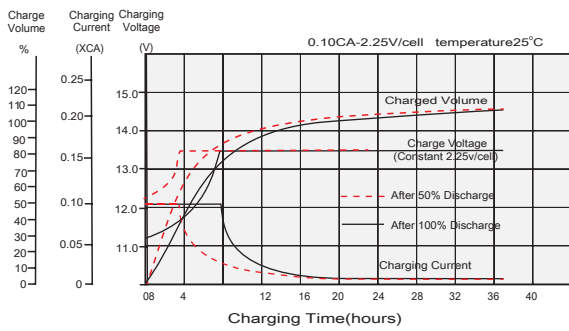
Dimensions (mm)



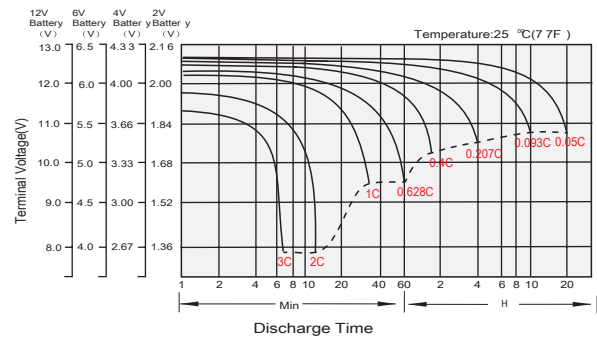
T2 (F2) Terminal Dimensions (mm)



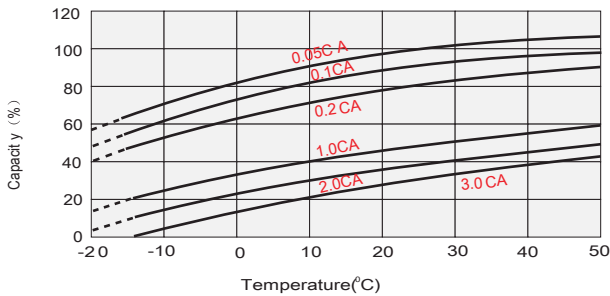
Float Charging Characteristics



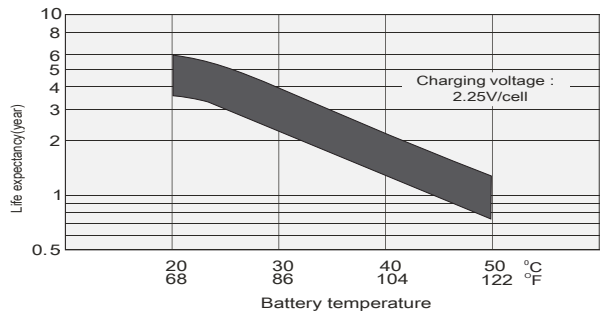
Discharge Characteristics



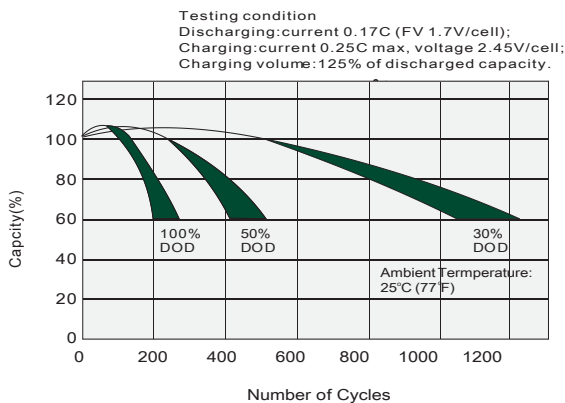
Temperature Effects in Relation to Battery Capacity



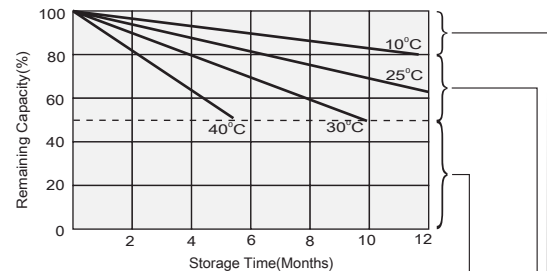
Effect of Temperature on Long Term Float Life



Cycle Life in Relation to Depth of Discharge



Self Discharge Characteristics



Supplementary charge may often fail to recover the capacity. The battery should never be left standing till this is reached.

Supplementary charge required before use. Optimal charging way as below:
 1. Charged for above 3 days at limited current 0.25CA and constant voltage 2.25V/cell.
 2. Charged for above 20 hours at limited current 0.25CA and constant voltage 2.45V/cell.
 3. Charged for 8-10 hours at limited current 0.05CA.

No supplementary charge required
 (Carry out supplementary charge before use if 100% capacity is required.)





Constant Current Discharge Characteristics (A), 25°C

F.V/Ti	5min	10min	15min	30min	1Hr	3Hr	5Hr	10Hr	20Hr
1.80V/cell	27.564	19.558	14.766	9.579	5.368	2.248	1.546	0.887	0.459
1.75V/cell	28.349	20.264	15.064	9.765	5.580	2.325	1.581	0.902	0.465
1.70V/cell	30.314	21.495	15.660	9.905	5.602	2.348	1.606	0.921	0.477
1.65V/cell	31.132	21.928	16.057	9.998	5.630	2.383	1.636	0.944	0.493
1.60V/cell	32.736	22.794	16.554	9.951	5.669	2.441	1.692	0.983	0.512



Constant Wattage Discharge Characteristics (W), 25°C

F.V/Ti	5min	10min	15min	30min	1Hr	3Hr	5Hr	10Hr	20Hr
1.80V/cell	49.201	35.419	27.288	17.779	10.001	4.216	2.933	1.742	0.905
1.75V/cell	51.482	37.002	28.095	18.348	10.502	4.394	3.026	1.786	0.925
1.70V/cell	55.565	39.723	29.457	18.769	10.695	4.502	3.113	1.846	0.956
1.65V/cell	57.438	40.808	30.557	19.155	10.286	4.614	3.201	1.915	1.004
1.60V/cell	60.627	42.739	31.701	19.225	11.044	4.765	3.333	2.017	1.056



Logistics

	Carton Box Size	346 x 316 x 121 mm
	Pieces in the Carton Box	10 pcs / ctn
	Net & Gross weight / CTN	N.W. / G.W.: 24.8 kg / 25.8 kg



Certificates

